
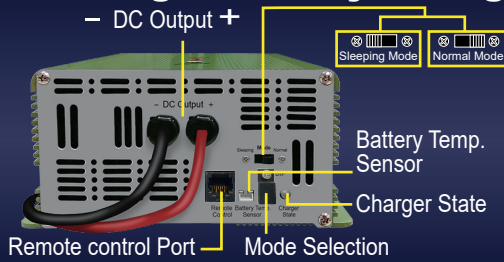


Multistage Battery Charger

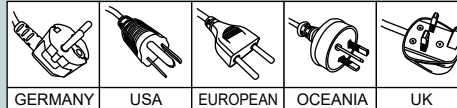


HT-C-30-12 ; HT-C-15-24

1. PFC function.
2. Sleeping mode function.
3. Wide input voltage (universal) range operation.
4. LCD remote control / APP display.
5. Battery temperature sensor function.
6. Tri-LED color indicator for different charge stage.

7. Prevent the battery overcharging, and extend the battery life.
8. For recovery of the aging (sulfated) battery.

Wire Type:

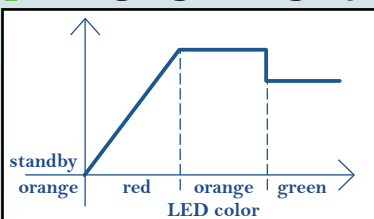


SPECIFICATION

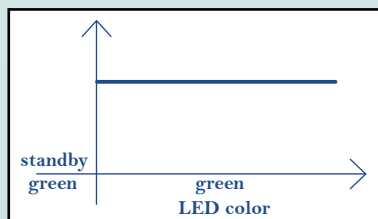
Model	HT-C-30-12		HT-C-15-24	
INPUT				
Voltage range	100 ~ 240VAC			
Frequency range	50/60Hz			
Efficiency	>=85%			
Power factor	1.0 at full load (+/-5%)			
Input socket	IEC plug			
OUTPUT				
Mode Selection	Mode 1	Mode 2 *1	Mode 1	Mode 2 *1
Bulk Stage	14.4V / 30A	13.5V / 30A	28.8V / 15A	27V / 15A
Absorption stage	14.4V / 30A max.	13.5V / 30A	28.8V / 15A max.	27V / 15A
Float stage	13.5V / 2A max.	13.5V / 30A	27.0V / 1A max.	27V / 15A
Aging (sulfated) battery	When the battery <9V.		When the battery <18V.	
	14.4V / 2A	13.5V / 2A	28.8V / 1A	27.0V / 1A
Recommended battery capacity	75 ~ 250Ah (12V)		45 ~ 150Ah (24V)	
Leakage current from battery	<1mA			
Sleeping Mode Function	YES (5A current output only)	/	YES (2.5A current output only)	/
PROTECTION				
Over temperature	55°C±5°C			
Output terminal reverse	By fuse			
Overload	YES			
Output short circuit	YES			
Microprocessor check	YES			
ENVIRONMENT				
WORKING TEMP.	-15°C ~ +45°C			
WORKING HUMIDITY	20 ~ 90% RH non-condensing			
STORAGE TEMP., HUMIDITY	-30°C ~ +70°C (-22°F ~ +158°F) , 10 ~ 95% RH			
TEMP. COEFFICIENT	±0.05%°C (0 ~ 50°C)			
SAFETY&EMC				
EMI conduction & radiation	Compliance to EN55014-1, EN/IEC 61000-3-2			
EMS immunity	Compliance to EN55014-2, EN/IEC 61000-4-2, EN/IEC 61000-4-4, EN/IEC 61000-4-5, EN/IEC 61000-4-6, EN/IEC 61000-4-11			
LVD	Compliance to EN60335-1, EN60335-2-29			
OTHER				
Remote control	YES			
Dimension (L x W x H)	235 x 179 x 90mm			
Weight	2.4kgs			

*1 Mode 2: ⚠ DON'T charge the battery! *2 The above spec. ±0.5V for 12V spec.; ±1.0V for 24V spec.; Amp. ±10% is acceptable. ⚠ Note: Specifications subject to change without notice.

Charging volt graph (0:OFF)



Mode 1: (100)
Battery charger mode.



Mode 2: (003)
Power supply mode.

Multistage Battery Charger

